









































Legenda

		WAND CV KETEL
		STAANDE CV KETEL
		HYBRIDE RESIDENTIEEL
		WARMTEPOMP RESIDENTIEEL
		WARMTEPOMP GRONDGEB
		WARMTEPOMP UTILITEIT
		WKK
		SOLAR
		SPIRAAL BOILER
		SOLAR PRO P BUFFERVAT
		AQUA CELLA
		SOLAR PRO DUBBELE SPIRAAL
		SOLAR PRO HFS VAT
		BUFFERVAT TECHNISCH WATER ZONDER WISSELAAR BRP
		BUFFERVAT VOOR TECHNISCH WATER MET WISSELAAR BRP E
		ZONNE BUFFERVAT SPZ
		ZONNE BUFFERVAT SPZ
		ZONNEBOILER REMASOL
		DIRECT GESTOOKTE SWW BEREIDER CWH ACE
		AQUAHEAT SYSTEMEN

Hybride

KETELS		Calenta Ace solo 15s-25s-35s SCB10 20-40 dT 90 Tv max		C	C																
		Calenta Ace solo combi 28c-40c SCB10 20-40 dT 90 Tv max		C							BC	BC		BC							
		Calenta Ace solo e-smart -25s-35s 20-40 dT 90 Tv max																			
		Calenta Ace solo e-smart combi 28c-40c 20-40 dT 90 Tv max		C								BC	BC		BC						
		WGB EVO 15-20-28-38 l 20-40 dT 90 Tv max		C																	
		WGB-K EVO 28 l 20-40 dT 80 Tv max										BC	BC		BC						
		Tzerra Ace solo 15s-25s-35s F-control 20-40 dT 90 Tv max																			
		Tzerra Ace combi 24/28c-35/40c F-control 20-40 dT 90 Tv max										BC	BC		BC						
		Tzerra Ace combi e-smart 24/28c-35/40c 20-40 dT 90 Tv max										BC	BC		BC						
		Tzerra Ace solo e-smart 15s-25s-35s 20-40 dT 90 Tv max																			
		Tzerra Ace combi e-smart 24/28c-35/40c 20-40 dT 90 Tv max										BC	BC		BC						
		initia Plus combi 24/28c-28/33c 20-40 dT 90 Tv max																			
		initia Plus 28/33d (duo) 20-40 dT 90 Tv max										BC	BC		BC						
		Avanta Ace combi 28c-35c F-control 20-40 dT 90 Tv max										BC	BC		BC						
		Avanta Ace combi e-smart 28c-35c 20-40 dT 90 Tv max										BC	BC		BC						

■ Mogelijke toepassing
 ■ Kan toegepast worden, technische hulp vragen
 ■ Kan toegepast worden mits aangepaste maatregelen
 ■ Niet aangeraden
 H = Hybride C = Cascade BC = met bijkomend component

Hybride

















































KETELEN		Quinta Ace 45-65-90-115 SCB10 20-40 dT 90 Tv max		C		H	H	H	H	H												
		Quinta Ace 135-160 SCB10 20-40 dT 90 Tv max		C			H	H	H	H												
		Quinta Ace 45-65-90-115 e-smart 20-40 dT 90 Tv max		C		H	H	H	H													
		Quinta Ace 135-160 e-smart 20-40 dT 90 Tv max		C			H	H	H													
		Gas 120 Ace 90-115 SCB10 20-40 dT 90 Tv max			C		H	H	H	H												
		Gas 220 Ace SCB10 20-40 dT 90 Tv max			C		H	H	H	H												
		Gas 210 Eco Pro SCB10 20 dT 90 Tv max			C		H	H	H	H												
		Gas 320 Ace SCB10 20-40 dT 90 Tv max			C		H	H	H	H												
		Gas 620 Ace SCB10 20-40 dT 90 Tv max			C		H	H	H	H												
		Gas 120 Ace 90-115 SCB10 20-40 dT 90 Tv max			C		H	H	H	H												
		Gas 220 Ace SCB10 20-40 dT 90 Tv max			C		H	H	H	H												
		Gas 210 Eco Pro SCB10 20 dT 90 Tv max			C		H	H	H	H												
		Gas 320 Ace SCB10 20-40 dT 90 Tv max			C		H	H	H	H												
		Gas 620 Ace SCB10 20-40 dT 90 Tv max			C		H	H	H	H												
		Calora Tower 15-25-35 Si iSense Pro 20-40 dT 90 Tv max				H																
		Calora Tower Pro 45-65 SCB10 20-40 dT 90 Tv max				H																
		Calora Tower 220 SHL iSense Pro 20-40 dT 90 Tv max				H																
					Mogelijke toepassing		Kan toegepast worden, technische hulp vragen		Kan toegepast worden mits aangepaste maatregelen		Niet aangeraden											
				H = Hybride C = Cascade BC = met bijkomend component																		


Hybride


KETELS		Eria Tower Ace s 4,5-6-8 S-control 5-8 dT 55 Tv max																				
		Eria Tower 4,5-6-8-11-16 e-smart 5-8 dT 55 Tv max																				
		Eria Tower Ace s 4,5-6-8 e-smart 5-8 dT 55 Tv max																				
		Eria Tower 4,5-6-8-11-16 e-smart 5-8 dT 55 Tv max																				
		Neptuna E 4,5-6-8-11-16 SCB10 5-8 dT 55 Tv max																				
		Neptuna E 4,5-6-8-11-16 e-smart 5-8 dT 55 Tv max																				
		Mercuria Ace 4,5-6-8 e-smart 5-8 dT 60 Tv max																				
		Mercuria 4,5-6-8-11-16 e-smart 55 Tv max																				
WARMTEPOMPEN		E-HP-AW 42 (Cool) Plus Carel 5-8 dT 60 Tv max																				
		E-HP-AW 44 (Cool) Ace Carel 5-8 dT 65 Tv max																				
		E-HP-AW 84 (Cool) Plus Carel 5-8 dT 60 Tv max																				
		E-HP-AW 88 (Cool) Ace Carel 5-8 dT 65 Tv max																				
		E-HP-AW 168 (Cool) Plus Carel 5-8 dT 60 Tv max																				
		AzorraAce 200H,-250H L e-smart																				
		Elga Ace H 4-6 T-control 5-8 dT 50 Tv max																				
		Elga Ace H 4-6 e-smart 5-8 dT 50 Tv max																				


Mogelijke toepassing
 Kan toegepast worden, technische hulp vragen
 Kan toegepast worden mits aangepaste maatregelen
 Niet aangeraden
 H = Hybride C = Cascade BC = met bijkomend component


Hybride

																							
WARMTEPOMPEN		E-HP-BWi-24 Carel 5-8 dT 60 Tv max	 	H																			
		E-HP-BW-139 Carel 5-8 dT 60 Tv max	 		H																		
		E-HP-BW-173 Carel 5-8 dT 60 Tv max	 		H																		
		E-HP-WWi-32 Carel 5-8 dT 60 Tv max	 	H																			
		E-HP-WW-191 Carel 5-8 dT 60 Tv max	 		H																		
		E-HP-WW-238 Carel 5-8 dT 60 Tv max	 		H																		
		Toros Pro 5-9-12-15-19-27 Isense Pro 5-8 dT 65 Tv max																					
		Toros Vision 2,-3,-5,-9,-12 EHC-04 5-8 dT 65 Tv max																					
		Aquatop s6,-s8,-s11,-s14,-s17,T22,T28 0-10V aan/uit 5-8 dT 65 Tv max																					
		Aquatop 2T T22,T28,T35,T43 0-10V aan/uit 5-8 dT 60 Tv max																					
	Gas HP 35a HT DDC/CCI 10 dT 65 Tv max	 	H	H																			

 Mogelijke toepassing

 Kan toegepast worden, technische hulp vragen

 Kan toegepast worden mits aangepaste maatregelen

 Niet aangeraden

H = Hybride C = Cascade
BC = met bijkomend component

SWW-Bereiders

SWW-BEREIDERS		Aqua Pro 100,-150,-200,-300																					
		Aqua+ 100,-125																					
		BP 20 - 50 dT 80 Tv max									BC												
		Aqua Sytem Pro 300,-400,-500,750,-1000L																					
		TSE 20 - 50 dT 80 Tv max									BC												
		TR																					
		Aqua Sytem Pro 300,-1000L																					
		Aqua Cella	 								BC												
		Si																					
		TDE																					
		HFS	 																				
		BRP																					
		P	 																				
		BRPE																					
		SPZ																					
		Sentry ES 115,-150,-190,-250L																					
		RemaSol	 																				
		CWH	 																				
		SEN 105,-144,-175L																					
		SEN+																					
		RSC+ 145,-179L																					
		EF Pro 227,-379L																					
	EBW Pro 303,-380L																						
	BW Plus 270,-360L																						

Mogelijke toepassing
 Kan toegepast worden, technische hulp vragen
 Kan toegepast worden mits aangepaste maatregelen
 Niet aangeraden
 H = Hybride C = Cascade BC = met bijkomend component

Warmtekrachtkoppeling + Zonnesystemen + RemaBox

KETELS	ELW 5-12 20 - 50 dT 80 Tv max		H	H		H	H															
	ELW 7-18 20 - 50 dT 80 Tv max		H	H		H	H															
	ELW 11-25 20 - 50 dT 80 Tv max		H	H		H	H															
	ELW 16-38 20 - 50 dT 80 Tv max		H	H		H	H															
	ELW 20-42 20 - 50 dT 80 Tv max		H	H		H	H															
	ELW 50-100 20 - 50 dT 80 Tv max		H	H		H	H															
ZONNESYSTEMEN	C250 V Resol	 								BC	BC	BC									BC	BC
	C250 H Resol	 								BC	BC	BC										BC
REMABOX	RemaBOX -(I)SW-H-DWH-ST	 																				BC
	RemaBOX -(I)SW-H-DWH-PR	 																				BC
	RemaBOX -(I)SW-H-DWH-MIX	 																				BC
	RemaBOX -(I)SW-H-DWH-HEX	 																				BC

Mogelijke toepassing

Kan toegepast worden, technische hulp vragen

Kan toegepast worden mits aangepaste maatregelen

Niet aangeraden

H = Hybride C = Cascade
BC = met bijkomend component